



# 2010-2011 GMT Reports for District (or Undistricted) **District 31 B**

GMT: **CARL HARRELL**

Location: **NORTH CAROLINA**

GMT CA: **1**

## CLUBS

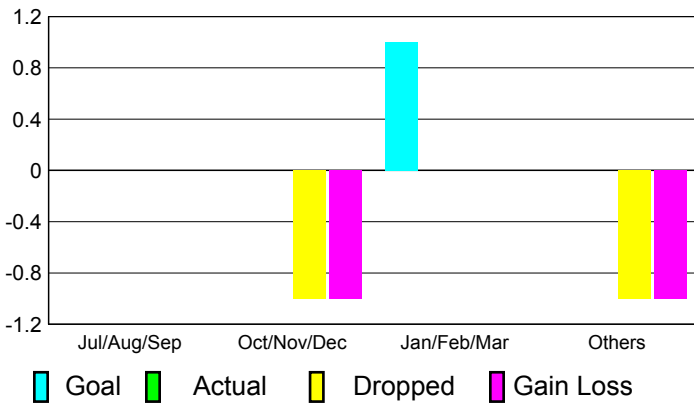
**Club Results  
2010-2011**

**Clubs  
2009-2010**

Month	New Club Goal	Actual New Clubs	Actual Dropped Clubs	Gain/Loss of Clubs	Gain/Loss of Clubs
Jul/Aug/Sep	0	0	0	0	0
Oct/Nov/Dec	0	0	-1	-1	0
Jan/Feb/Mar	1	0	0	0	0
Apr/May/June	0	0	-1	-1	0
<b>Totals</b>	<b>1</b>	<b>0</b>	<b>-2</b>	<b>-2</b>	<b>0</b>

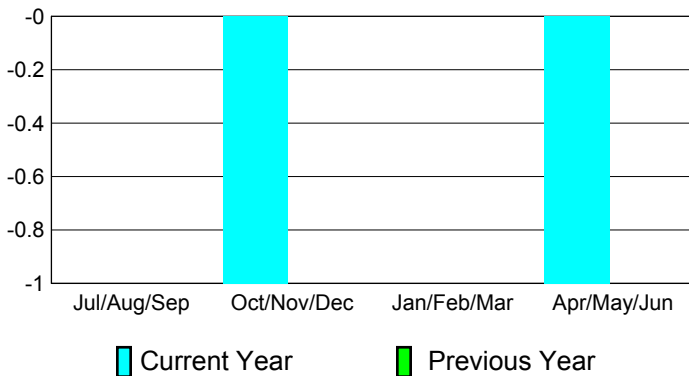
### Club Results 2010-2011

Goal, New, Dropped, Gain/Loss



### Comparison of Club Gain/Loss

Current Year Compared to the Previous Year



### YTD Status Quo Clubs 2010-2011

Status Quo Clubs Compared to Status Quo Members



## MEMBERSHIP

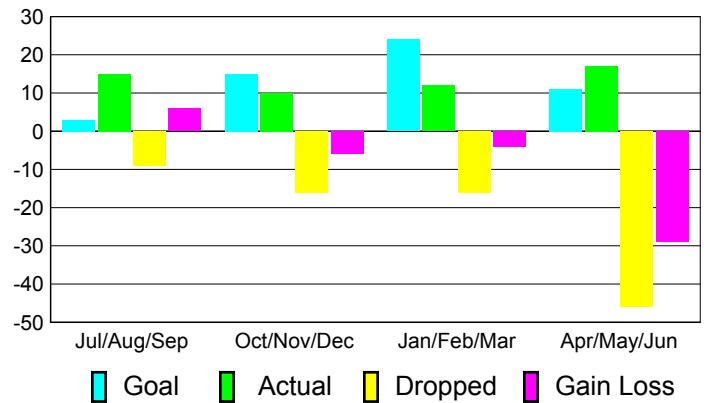
**Membership Results  
2010-2011**

**Membership  
2009-2010**

Month	Net Memb Goal	Actual New Memb	Actual Dropped Memb	Gain/Loss of Memb	Gain/Loss of Memb
Jul/Aug/Sep	3	15	-9	6	-2
Oct/Nov/Dec	15	10	-16	-6	-9
Jan/Feb/Mar	24	12	-16	-4	6
Apr/May/June	11	17	-46	-29	-26
<b>Totals</b>	<b>53</b>	<b>54</b>	<b>-87</b>	<b>-33</b>	<b>-31</b>

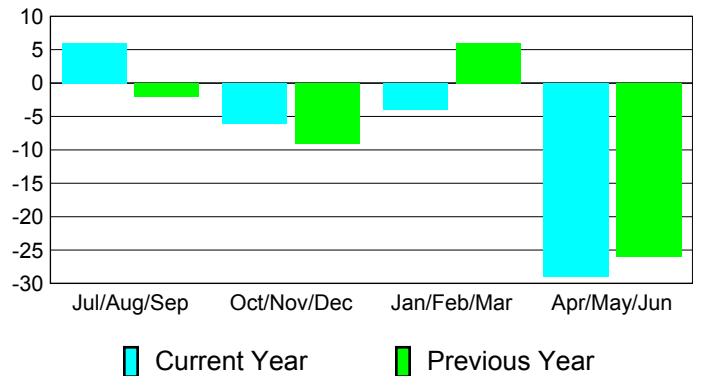
### Membership Results 2010-2011

Goal, New, Dropped, Gain/Loss

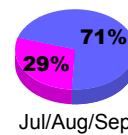


### Comparison of Membership Gain/Loss

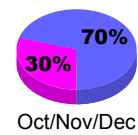
Current Year Compared to the Previous Year



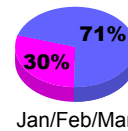
### Gender Comparison 2010-2011



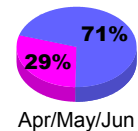
Jul/Aug/Sep



Oct/Nov/Dec



Jan/Feb/Mar



Apr/May/June

Male

Female